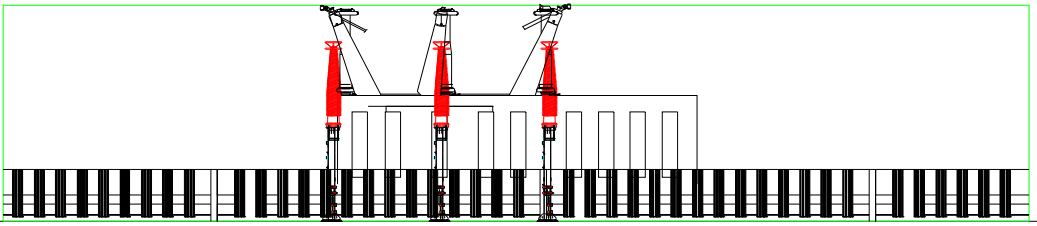


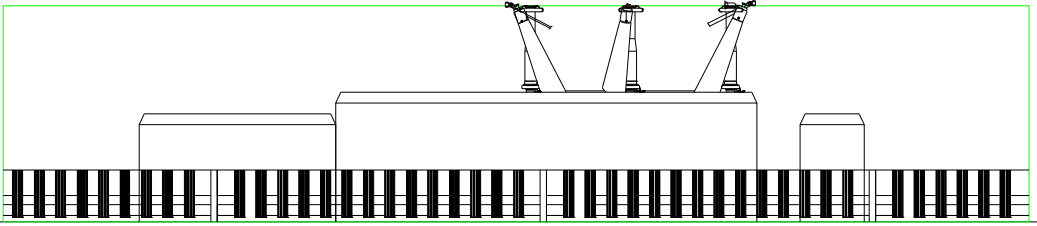
MAXIMUM
HEIGHT =10m

NORTH VIEW



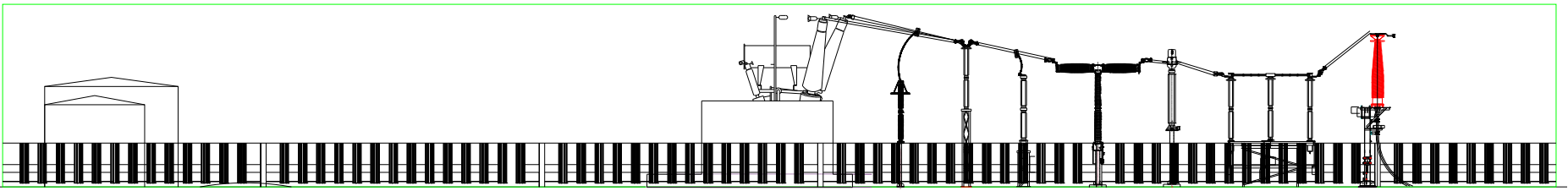
MAXIMUM
HEIGHT =10m

SOUTH VIEW



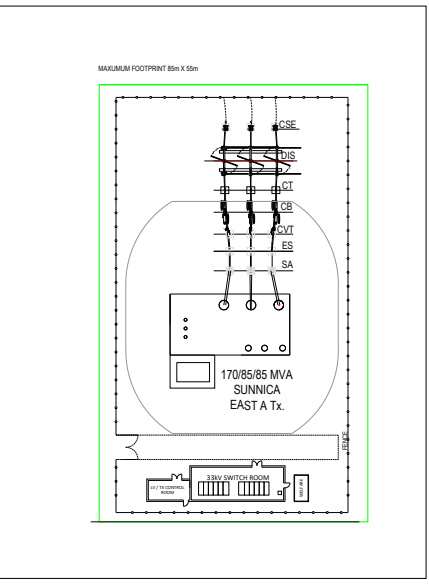
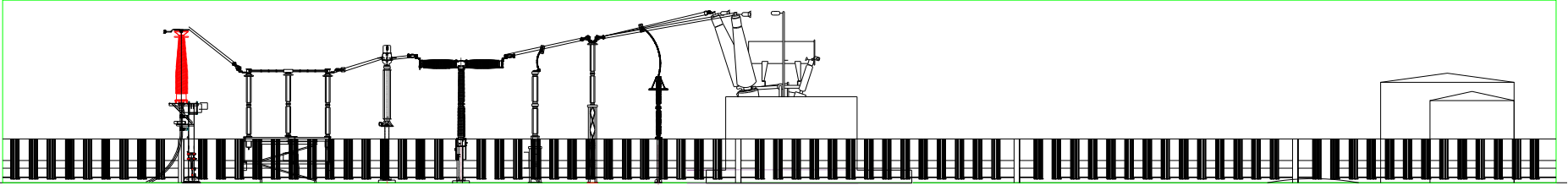
MAXIMUM
HEIGHT =10m

EAST VIEW



MAXIMUM
HEIGHT =10m

WEST VIEW



PLAN VIEW

THIS DRAWING IS TO BE USED ONLY FOR THE PURPOSE OF ISSUE THAT IT WAS ISSUED FOR AND IS SUBJECT TO AMENDMENT

This figure is for illustrative purposes only. The final design and dimensions will be in accordance with the parameters defined in the Design Principles (Appendix B of Design and Access Statement [AS-312].)

Note:
DocumentReference: EN010106/APP/6.3
APP/6.3 Regulation: 5(2)(a)

Purpose of Issue
FOR DCO SUBMISSION

Client
SUNNICA LTD

Project Title


Drawing Title
FIGURE 3-29A
SUNNICA EAST SITE A
SUBSTATION ELEVATION
400KV SOLUTION
(ILLUSTRATIVE)

Drawn JG	Checked BG	Approved NC	Date 13/09/22
-------------	---------------	----------------	------------------

AECOM Internal Project No. 60589004	Scale @ A3 NTS
--	-------------------

AECOM
Unit 1 Wellbrook Court,
Girton,
Cambridge, CB3 0NA
United Kingdom
Telephone (01223) 488000
www.aecom.com

Drawing Number 60589004_ES_SD_029A	Rev 0
---------------------------------------	----------